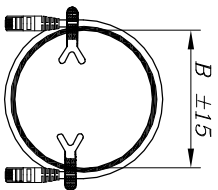
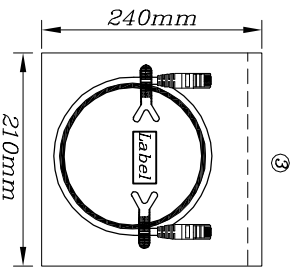
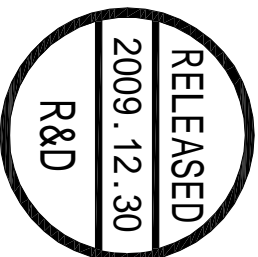


ARRANGE METHOD:



- Remark:**
- ① Cable: Cat.5E UTP, Stranded Bare Copper, 4Pairs Wires, 24AWG, Jacket PVC, OD: 5.5mm.
  - ② Plug: Cat.5 Unshielded Type Plug with 2 Prongs, 50u", 8P8C, UL94-V2, Mating Cycle >1200.
  - ③ Packing: 1PC/PE Bag with Label.
- Testing: 100% Continuity Test. (Component test Optional).  
All materials are RoHS compliant.

**ROHS**



CUT LINE AND ARRANGE ORIENTATION				CUT LINE AND ARRANGE ORIENTATION			
No.	Total Length (MM)	No of patch cord (MM)	Cable Use (MM)	No.	Total Length (MM)	No of patch cord (MM)	Cable Use (MM)
1	300	A	/	19	13000	B	175
2	500	/	/	20	14000	/	180
3	1000	/	60	21	15000	/	205
4	1500	175	70	22	16000	/	210
5	2000	/	75	23	17000	/	215
6	2500	/	80	24	18000	/	220
7	3000	155	95	25	19000	/	225
8	3500	/	100	26	20000	/	235
9	4000	/	110	27	25000	120	265
10	5000	/	120	28	30000	/	315
11	6000	130	130	29	40000	/	365
12	7000	/	135	30	50000	/	415
13	7500	135	140	31	60000	/	465
14	8000	/	145	32	70000	/	515
15	9000	150	150	33	80000	/	565
16	10000	/	165	34	90000	/	615
17	11000	170	170	35	100000	/	665
18	12000	120	175	36			

WIRE CONNECTION TABLE								LENGTH		MOLD NO.	
	white / orange	white / green	blue / blue	white / blue	green / blue	white / brown	brown / brown				
A1	A2	A3	A4	A5	A6	A7	A8	(1+20)1(40)1(160)1	02-032		
B1	B2	B3	B4	B5	B6	B7	B8				

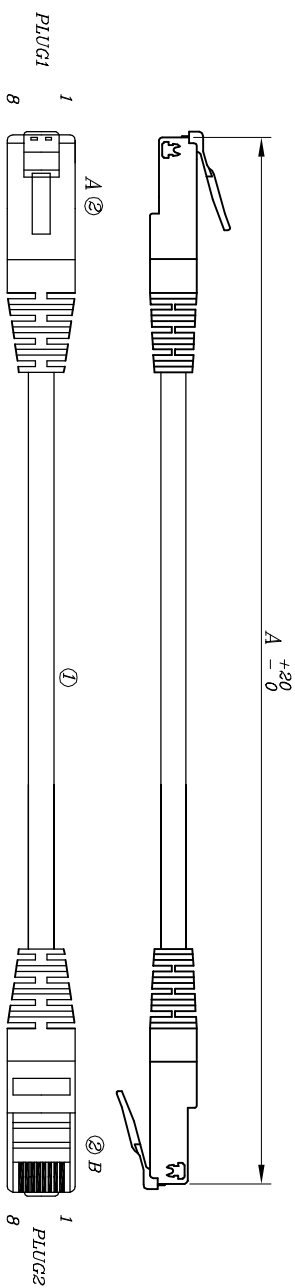
DWG. NO.

P5EUTB032-001

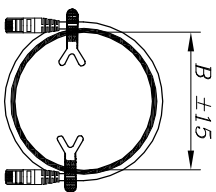
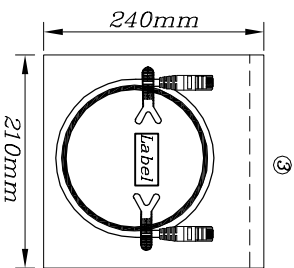
TITLE

CAT.5E UTP PATCH CORD

UNIT	SCALE	SHEET
mm	1/1	1/1
DRAWN DATE	PROJ.	REV
09/12/30		1
APPROVAL	CHECKED	DRAWN
		CathyLi



ARRANGE METHOD:



- Remark:**
- ① Cable: Cat.5E UTP, Stranded Bare Copper, 4Pairs Wires, 24AWG, Jacket PVC, OD: 5.5mm.
  - ② Plug: Cat.5 Unshielded Type Plug with 2 Prongs, 50u", 8P8C, UL94-V2, Mating Cycle >1200.
  - ③ Packing: 1PC/PE Bag with Label.
- Testing: 100% Continuity Test. (Component test Optional).  
All materials are RoHS compliant.

**ROHS**

RELEASED  
2009.12.30  
R&D

CUT LINE AND ARRANGE ORIENTATION				CUT LINE AND ARRANGE ORIENTATION			
No.	Total Length (MM)	No of patch cord (MM)	Cable life (MM)	No.	Total Length (MM)	No of patch cord (MM)	Cable life (MM)
1	300	A	/	19	13000	B	175
2	500	/	/	20	14000	C	180
3	1000	/	/	21	15000		205
4	1500	175	60	22	16000		210
5	2000		70	23	17000		215
6	2500		75	24	18000		220
7	3000		80	25	19000		225
8	3500	155	95	26	20000		235
9	4000		100	27	25000	120	265
10	5000		110	28	30000		315
11	6000		120	29	40000		365
12	7000		130	30	50000		415
13	7500	135	135	31	60000		465
14	8000		140	32	70000		515
15	9000		145	33	80000		565
16	10000		150	34	90000		615
17	11000		155	35	100000		665
18	12000	120	165	36			

WIRE CONNECTION TABLE								LENGTH		MOLD NO.	
	white / orange	white / green	white / blue	white / blue	green / brown	white / brown					
A1	A2	A3	A4	A5	A6	A7	A8	(1+30)14(0)14(0)1	02-008		
B1	B2	B3	B4	B5	B6	B7	B8				

DWG. NO.

P5EUTTB008-001

TITLE

CAT.5E UTP PATCH CORD

UNIT	SCALE	SHEET
mm	1/1	1/1
DRAWN DATE	PROJ.	REV
09/12/30		1
APPROVAL	CHECKED	DRAWN
		CathyLi